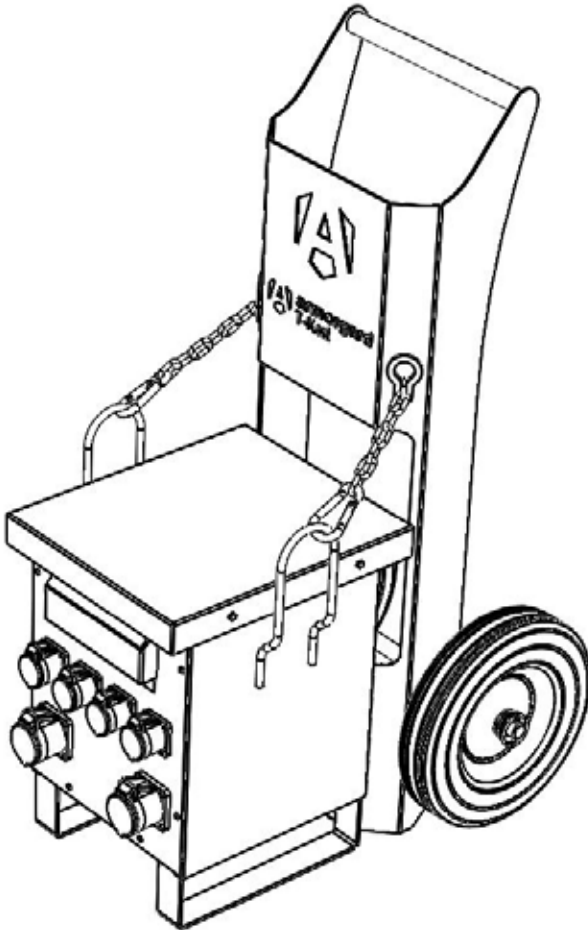


t-kart

Model Number TK1



User manual for your
Armorgard T-Kart

» Welcome...

to your Armorgard T-Kart, the safe and efficient way to move heavy voltage transformers with only one person. With a 200kg working load limit, this sturdy trolley is perfect for busy construction sites.

Please read this user manual carefully prior to using your T-Kart.










Contents

Welcome.....	2
Safety Information.....	3
Getting to know your T-Kart.....	4
Using the T-Kart.....	5
General Information	6

If you have any questions on setting up your T-Kart, please call 023 9238 0280



Safety Information

-  Depending on load and conditions, an extra person may be required to move the T-Kart.
-  Before using a T-Kart, ensure any relevant risk assessments are carried out. Armorgard cannot be responsible for accidents that occur due to negligence.
-  The load must be secured using both chains on the T-Kart before it is transported.
-  The load should be distributed evenly on the body of the T-Kart, with roughly equal chain lengths each side between load and hawseholes.
-  The T-Kart should be checked regularly for signs of faults, wear & damage that could affect the safe operation of this product, and deemed unfit for use if found.
-  The T-Kart has been tested and assigned a working load limit of 200kg which must not be exceeded at any time.
-  The load capacity is indicated on the product, however, site conditions can restrict the weight that can be carried safely and this should be determined by a risk assessment before work starts.
-  The T-Kart can be unstable when left upright with no load. Ensure that is safely secured when storing or leaving unattended for any length of time.
-  When using a loaded T-Kart on a slope, extra care should be taken. The risk assessment should take ground conditions into account and extra help used where required.

Getting to know your T-Kart

Sturdy design using 3mm steel ensures it is built to last.

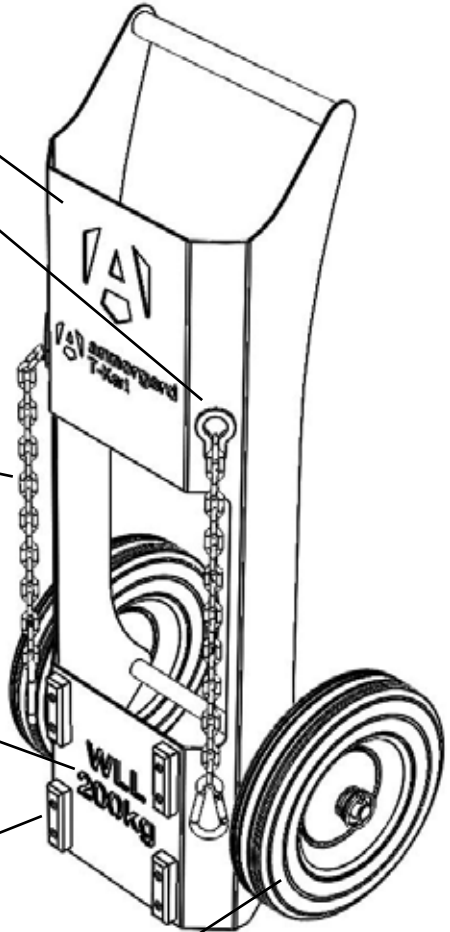
Reinforced chain hawseholes are easily adjustable while handling a heavy load.

Heavy-duty 8mm chain to securely hold the voltage transformer.

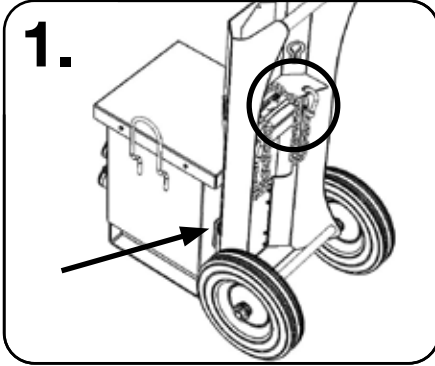
Working load limit display ensures users are aware of capacity.

Heavy duty buffers to help protect both T-Kart and the load from scratches.

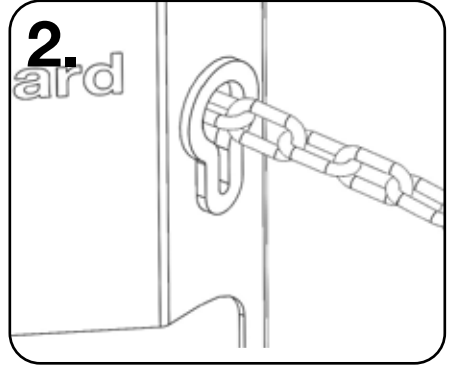
Large, 350mm solid rubber wheels are tough and puncture proof to improve usability in rough terrain.



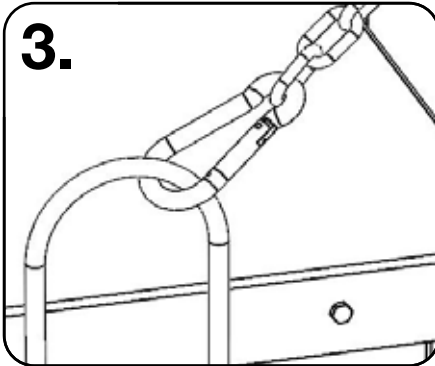
Using the T-Kart



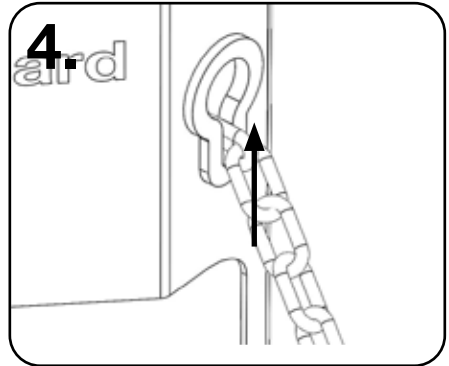
Butt the rubber pads against the transformer and unclip the hooks from the holes on the back of the T-Kart.



Slacken the chains by lifting them up from the slot in the hawsehole and pulling through from the front to the transformer.



Use the clip hooks to attach both chains to the hoops/handles of the transformer.



Tighten the chains again by lifting the chain link in the hawsehole and pull through from the back of the T-Kart. Then lock in the position as shown.

» General Information

Spare Parts


Replacement parts are available for the following:

- 300mm wheels
- Chain ending in clip hooks

ticking every box

View our full range of products online at
www.armorgard.co.uk





 **armorgard**
ticking every box.

Unit 14-16, Standard Way, Fareham Industrial Park, Fareham, Hampshire PO16 8XB
t: **023 9238 0280** e: **sales@armorgard.co.uk** w: **www.armorgard.co.uk**